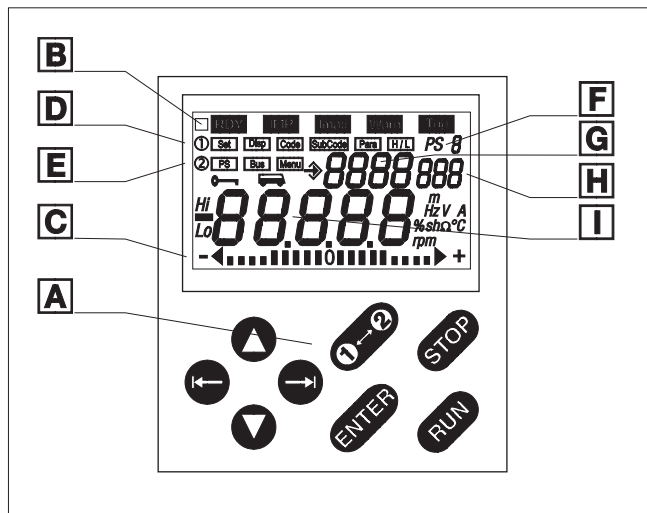
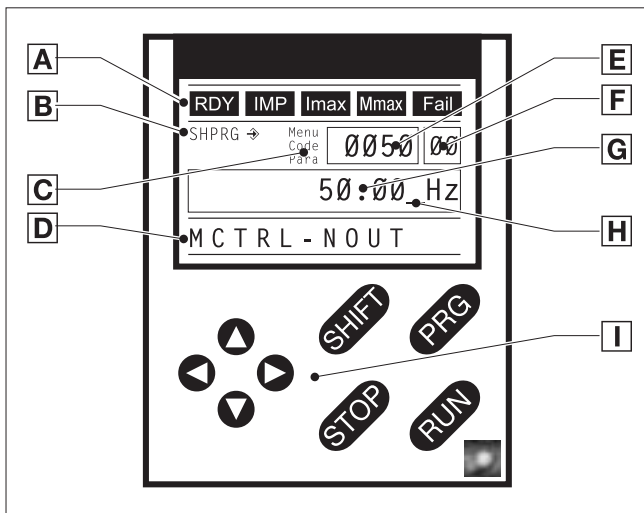


Keypad XT – Operating module

Keypad XT	Order ref.	EMZ9371BC
Keypad	Order ref.	E82ZBC

The keypad XT is available for visualising operating parameters and parameter settings for the inverter. 8 keys and a text display provide quick and easy access to the inverter parameters via the transparent menu structure. The keypad XT is also used for the purposes of status display and error diagnostics. In addition, its built-in memory can be used to transfer parameters to other inverters. The keypad XT can also be used on devices

from the 9300 vector, 9300 servo and Drive PLC ranges, as well as on 8200 motec motor inverters (via hand terminals). The keypad is suitable for installation in the control cabinet. The differences between the keypad XT and keypad are listed in the “Features” overview.



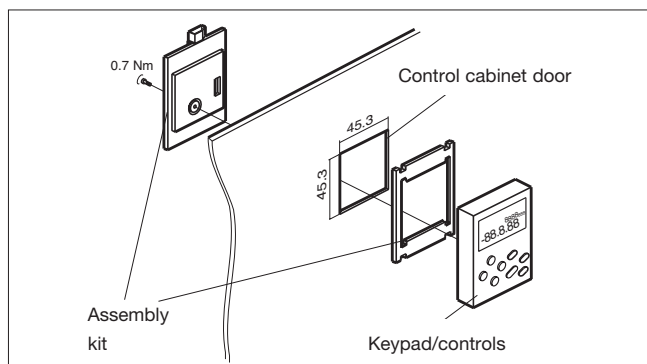
Keypad XT

- A** Status displays
- B** Transfer parameters
- C** Active level
- D** Help text
- E** Menu or code number
- F** Menu or subcode number
- G** Parameters
- H** Cursor
- I** Function keys

Keypad

- A** Function keys
- B** Status displays
- C** Bar graph display
- D** Function bar 1
- E** Function bar 2
- F** Parameters for change
- G** Code number
- H** Subcode number
- I** Parameter value with unit

Dimensions of control cabinet assembly kit (Keypad only)



Product features

	Keypad XT	Keypad
Plain text display	Yes	No
Menu structure	Yes	No
Predefined basic configurations	Yes	No
Text display	Yes	Yes
Control keys	8	8
Non-volatile storage for parameter transfer	Yes	Yes
Password protection	Yes	Yes
Control cabinet installation	No	Yes
Configurable menu (user menu)	Yes	Yes
Application-specific menus	Yes	No
“Quick start-up” menu	Yes	No
Can be used with	8200 vector, 8200 motec, Drive PLC, 9300 vector, 9300 servo	8200 vector, 8200 motec, starttec
Hand terminal	Yes	Yes
Degree of protection	IP 20	IP 55



To facilitate handling, a connecting cable can be used to plug the keypad into a hand-held device so that it can be used as a hand terminal.

Hand terminal
(handheld keypad and connecting cable)

Selection	Order ref.
Hand terminal (complete with keypad XT, IP 20)	E82ZBBXC
Hand terminal (complete with keypad, IP 55)	E82ZBB
Control cabinet installation kit ²⁾	E82ZBHT
2.5 m connecting cable ¹⁾	E82ZWL025
5 m connecting cable ¹⁾	E82ZWL050
10 m connecting cable ¹⁾	E82ZWL100

¹⁾ The connecting cable is required to connect the hand terminal or control cabinet installation kit with the 8200 vector.

²⁾ The additional control cabinet installation kit is required if the keypad (only E82ZBC version) is to be installed in the door of the control cabinet. (keypad in IP 55 protection)